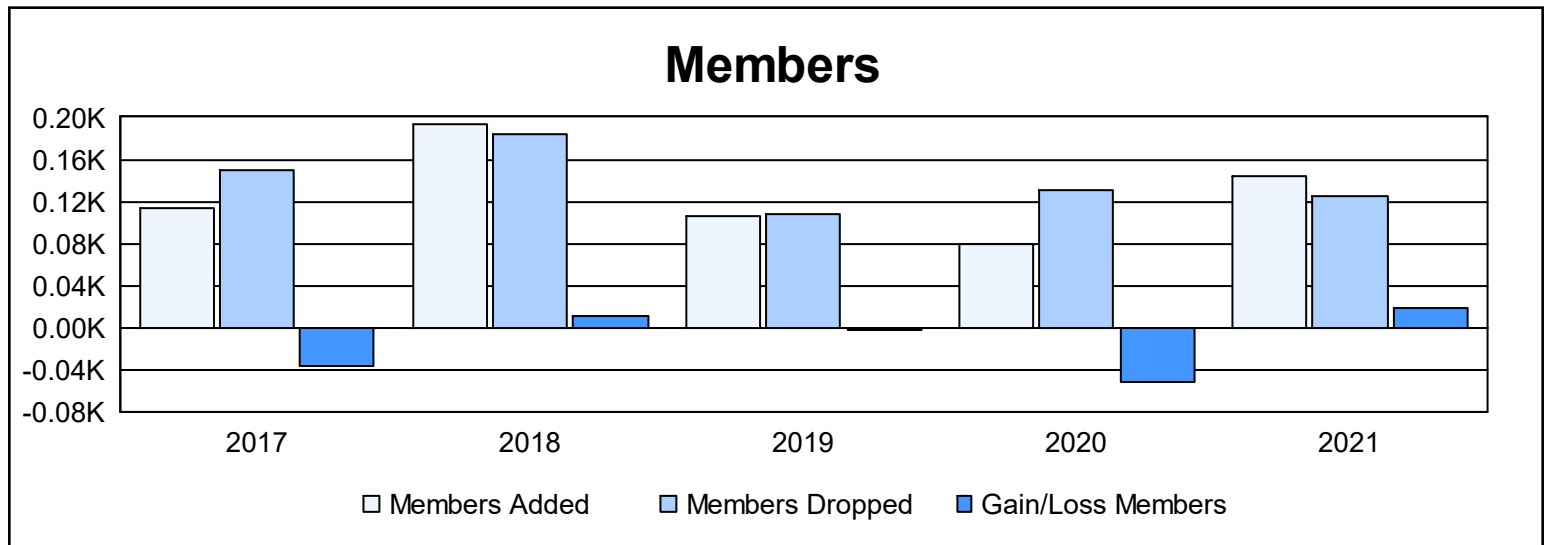
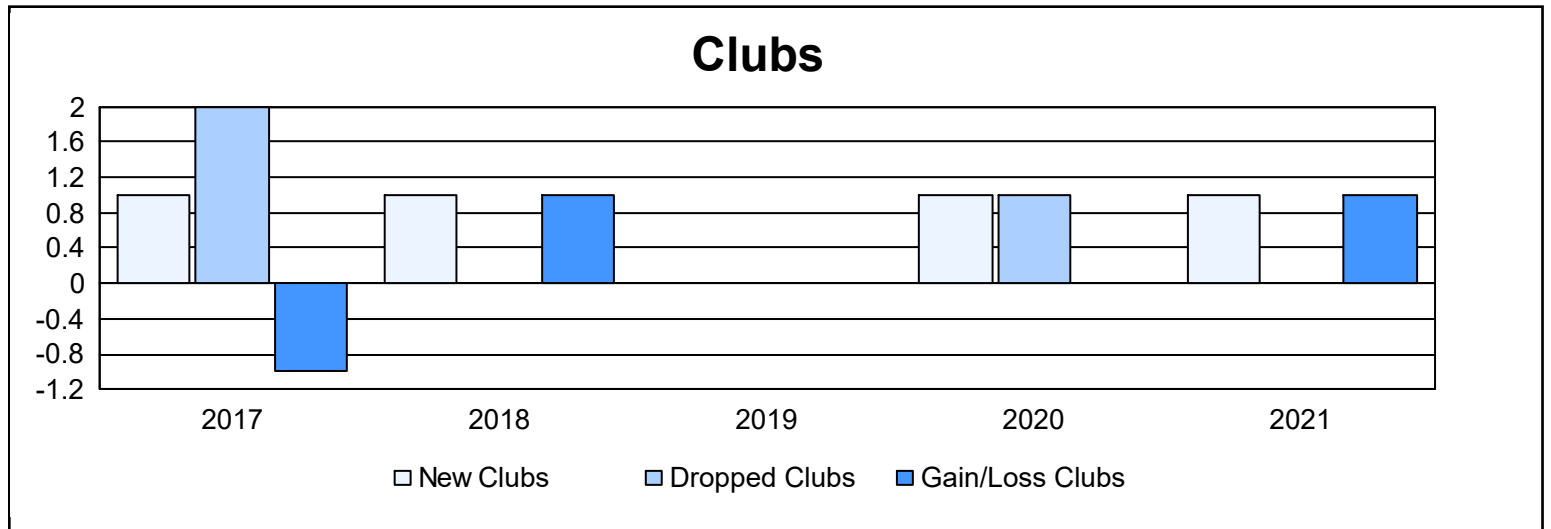
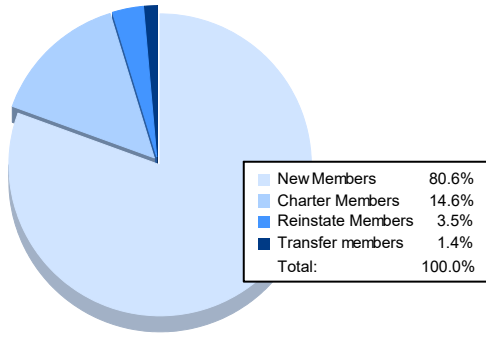


| Year | New Clubs | Dropped Clubs | Gain/ Loss Clubs | New Members | Charter Members | Reinstate Members | Transfer Members | Total Member Added | Total Members Dropped | Gain/ Loss Members |
|----------------|-----------|---------------|------------------|-------------|-----------------|-------------------|------------------|--------------------|-----------------------|--------------------|
| 2016-2017 | 1 | 2 | -1 | 72 | 20 | 6 | 15 | 113 | 150 | -37 |
| 2017-2018 | 1 | 0 | 1 | 144 | 34 | 8 | 7 | 193 | 183 | 10 |
| 2018-2019 | 0 | 0 | 0 | 99 | 0 | 3 | 3 | 105 | 107 | -2 |
| 2019-2020 | 1 | 1 | 0 | 44 | 26 | 2 | 8 | 80 | 131 | -51 |
| 2020-2021 | 1 | 0 | 1 | 116 | 21 | 5 | 2 | 144 | 125 | 19 |
| Average | 1 | 1 | 0 | 95 | 20 | 5 | 7 | 127 | 139 | -12 |



Membership Composition June 2021 Cumulative



Gender Composition June 2021 Cumulative

